
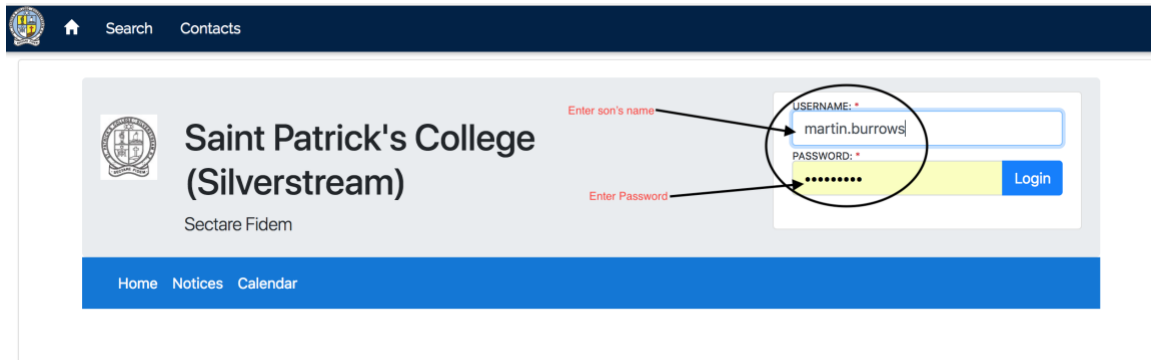


## How to make online subject selections (all year levels)

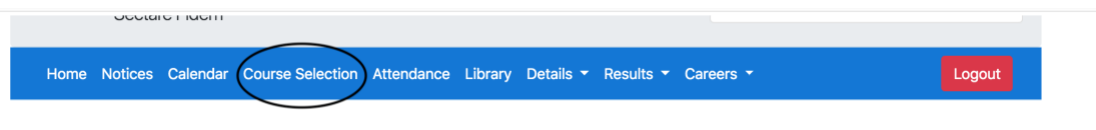
1. Go to [www.stream.school.nz](http://www.stream.school.nz) and enter the Portal – tab to top right of homepage



2. Enter your son's name – in the format of first name, dot, last name i.e. martin.burrows in the username field. Enter the primary care-giver password that you have used all year (or if new to Year 9 2020 that you have had emailed to you).



3. You will arrive at this page, the Portal homepage. Choose 'Course Selection' on the menu bar at the top.



- The appropriate year level will appear with instructions for your son's subject choices for 2020. Compulsory subjects will be stated in the instructions. Where there are choices as to which compulsory class to enter (e.g MAT100 or MAT101) your son's tutor teacher will have access to the recommendations for your son. Please also read the course descriptions carefully in the online '[Curriculum@Stream](#)' site. Make your choices by click on the cross which will turn into a green tick. You can only make one choice per column.

## Year 11 Option Courses

Religious Education, English and Mathematics are compulsory in Level 1. There are various selections in each column for the student to nominate themselves into. Science is also highly recommended as a subject in Level 1.

Students then need to select 2-3 more subjects in the remaining lines.

Check out the subject selection link on the College website for more detailed information

Course	1	2	3	4	5	6	Alternate
<b>Religious Studies</b>							
<a href="#">Level 1 Religious Studies (RST100)</a>	<input type="checkbox"/>						<input type="checkbox"/>
<a href="#">Level 1 Religious Studies (RST101)</a>	<input type="checkbox"/>						<input type="checkbox"/>
<b>English</b>							
<a href="#">Level 1 English (ENG102)</a>		<input type="checkbox"/>					<input type="checkbox"/>

Where instructed (for 2020 Year 9 and 10 year levels only) please add two alternate choices in the last column. For other year levels students may select alternate subjects where they feel entrance requirements may not be met in NCEA examinations.

Clicking on the subject names (in blue) on the left will give you any pre-requisites for subjects.

To confirm your final selection – you can press 'preview selection' in blue tab at base of screen and then 'confirm selection'. This will enable you to view your final selection before confirming. Alternatively, you can press 'save' in blue tab at base of screen and then 'confirm selection'. Either of these methods will confirm your selections.

<a href="#">Level 1 Religious Studies (RST101)</a>	<input type="checkbox"/>						<input type="checkbox"/>
<b>English</b>							
<a href="#">Level 1 English (ENG102)</a>		<input type="checkbox"/>					<input type="checkbox"/>
				<input type="button" value="Preview Selection"/>		<input type="button" value="Save"/>	